

JWELL®



地址: 江苏省苏州市太仓城厢工业园东安路18号
电话: 0512-53730369 13776187088
传真: 0512-53730300
Add: No.18,Dong'an Road,Chengxiang Industrial zone, Taicang, Suzhou city
Tel: +86-512-53730369 +86-13776187088
Fax: +86 512 53730300
E-mail:sales@jwell.cn Complaint E-mail:info@jwell.cn
www.jwell.cn www.blow-molding.cn



版本号Edition No.: 2020.11

苏州金纬中空技术有限公司

SUZHOU JWELL
PLASTIC MACHINERY
CO., LTD.



BLOW-MOLDING EQUIPMENT

苏州金纬中空技术有限公司是上海金纬公司的又一重要发展战略中心，其坐落于苏州市太仓城厢工业园，是一家致力于塑料挤出成型设备的研发、制造的高科技厂家。厂区占地面积300余亩，公司拥有职工1000余人，其中技术管理人员280多名；公司拥有一支高素质的研发队伍和经验丰富的机械、电气调试工程师团队，以及先进的机械加工基地和规范的装配车间。每年生产1000多(台)套高档的塑料挤出生产线。公司本着“用心持久、拼搏创新”的企业精神，不断探求挤出新领域的开拓。热烈欢迎国内外新老客户莅临我司参观、指导、合作、我们愿为您提供强有力的支持。

Suzhou JWELL Plastic Machinery Co.,Ltd. is another important development strategy center of Shanghai JWELL Machinery Co.,Ltd. Locating at Chengxiang Industrial town Taicang city, a high-tech manufacturer specializing in research and development of plastic extrusion equipment. The factory area is of 300 acres, more than 1000 staff and 280 technical and management employees; We have a high qualified R&D and experienced mechanical and electrical engineer team as well as advanced processing foundation and normative assembly shop. We supply more than 1000 sets lines annually. Our enterprise spirit is "Attentive, Enduring, Quickly and Orderly", keeping on exploring of new extrusion field. Mostly welcome to new and old customers to visit us for investigation, guidance and cooperation. We are happy to offer powerful support!



公司产品已遍布全国各地，并出口到世界各大洲，且已成功进入德国、美国、日本、西班牙等发达国家市场。

JWELL machinery has been sold across the country, and exported to all over the world, including the market of developed country, such as Germany, America, Japan, Spain and so on.

“品质卓越 完美如一”

是金纬公司的质量方针，是全体员工努力的方向。

“诚实待人”

是我们铸就“百年金纬”的核心理念。

"Excellent Quality, Perfect All" is Jwell's quality policy, and all staff's working direction.

"Be honest" is the core idea for us to contribute "Century JWELL"

董事长：何海潮

Email: he@jwell.cn

President: He Haichao Mobile/WhatsApp +86 13601628188



JWZ-BM05D/12D/20D双工位中空成型机

JWZ-BM05D/12D/20D Double Station Blow Molding Machine

性能和优点

- 适用于生产1L~5L各种规格的机油壶、润滑油壶、冷却水箱
- 可选配多层共挤
- 可选配液位线挤出
- 按照制品规格大小，选配多模头挤出系统
- 按照原料情况，可选配JW-DB板式单工位液压换网系统
- 按照客人要求、选配在线去飞边、在线飞边输送、在线成品输送等

Performance and advantages

- Suitable for producing 1-5L different size of gear oil bottle, lubrication oil bottle, cooling water tank etc.
- Optional multi-layer co-extrusion.
- Optional view strip line system.
- According to the product size,select different cavity of die head.
- According to the different material,optional JW-DB single station hydraulic screen-exchanger system.
- According to customer's requirement,optional auto-deflashing on line,scrap conveying on line,finished product conveying on line.



主要技术参数 Technical parameters

名称	Model	Unit	BM05D	BM12D	BM20D
制品最大容积	Max product volume	L	5	12	20
机器空循环	Dry cycle	Pc/h	700*2	600*2	600*2
机头结构	Die head structure	连续式 Continuous type			
主螺杆直径	Main screw diameter	mm	75	90	90
最大塑化能力	Max plasticizing capacity (PE)	kg/h	90	160	160
绞料电机功率	Driving motor	Kw	30	45	45
油泵电机功率(伺服)	Oil pump motor power(Servo)	Kw	15	18.5	18.5
锁模力	Clamping force	KN	70	120	160
模板开距	Space between platen	mm	150-510	240-640	280-680
模板尺寸	Platen size W*H	mm	400*400	450*500	500*520
最大模具尺寸	Max.mould size	mm	410*400	500*520	560*520
移模行程	Platen moving stroke	mm	450/520	600/650	650
机头加热功率	Heating power of die head	Kw	7.5	10	12.5
机器外形尺寸	Machine dimension L*W*H	m	3.7*3.1*2.7	4.2*3.2*3.0	4.3*3.2*3.1
机器总重量	Machine weight	T	8.5	12	14
装机总功率	Total power	Kw	60	90	93

注：以上所列资料仅供参考，可根据客户要求量身定制。
 Note: Informations listed above are for reference only, the production line can be designed by customer's requirements.

JWZ-BM30/50/100/160中空成型机

JWZ-BM30/50/100/160 Blow Molding Machine

性能和优点

- 适用于生产各种规格汽车尿素箱、随车工具包、汽车座椅、风道风管、导流板、保险杠、尾翼等产品
- 采用高产量挤出系统，储料式模头
- 按照原料情况，可选配JW-DB板式单工位液压换网系统
- 可根据制品大小定制模板规格尺寸
- 可选配液压伺服控制系统
- 选配下包封、机械手

Performance and advantages

- Suitable for producing different kinds of car urea box, tool box, automotive seat, auto air duct, auto flow board, bumper and Car Spoilers.
- Adopt high output extrusion system,accumulating die head.
- According to the different material, optional JW-DB single station hydraulic screen-exchanger system.
- According to the different product size, customized the platen type and size.
- Optimal hydraulic servo control system.
- Optimal bottom sealing,take-out robot.



主要技术参数 Technical parameters

名称	Model	Unit	BM30	BM50	BM100	BM160
制品最大容积	Max product volume	L	30	50	100	160
机器空循环	Dry cycle	Pc/h	600	450	360	300
机头结构	Die head structure		储料式 Accumulating Type			
主螺杆直径	Main screw diameter	mm	80	90	100	100
最大塑化能力	Max plasticizing capacity (PE)	kg/h	120	180	190	240
绞料电机功率	Driving motor	Kw	37	45	55	90
储料缸容量	Accumulating volume	L	5.2	6.2	12.8	18
油泵电机功率(伺服)	Oil pump motor power(Servo)	Kw	22	30	30	30
锁模力	Clamping force	KN	280	400	600	800
模板开距	Space between platen	mm	400-900	450-1200	500-1300	500-1400
模板尺寸	Platen size W*H	mm	740*740	880*880	1020*1000	1120*1200
最大模具尺寸	Max.mould size	mm	550*650	700*850	800*1200	900*1450
机头加热功率	Heating power of die head	Kw	20	28	30	30
机器外形尺寸	Machine dimension L*W*H	m	4.3*2.2*3.5	5.6*2.4*3.8	5.5*2.5*4.0	7*3.5*4
机器总重量	Machine weight	T	12	13.5	16	20
装机总功率	Total power	Kw	95	110	135	172

注：以上所列资料仅供参考，可根据客户要求量身定制。
 Note: Informations listed above are for reference only, the production line can be designed by customer's requirements.

JWZ-BM 3D-1000三维中空成型机

JWZ-BM3D-1000 Three-dimensional Blow Molding Machine

性能和优点

- 适用于生产各种异形管件制品，如汽车进气管、注油管等
- 产品无飞边或少飞边，增加制品强度
- 采用高产量挤出系统，储料式模头

Performance and advantages

- Suitable for producing different Car shaped pipe fittings products, like the automotive oil filler pipe, air ducts pipe and others.
- Finished product less or without scrap for strong strength.
- Adopt high output extrusion system, accumulating die head.



主要技术参数 Technical parameters

名称	Model	Unit	BM3D-1000
机器空循环	Dry cycle	Pc/h	180
机头结构	Die head structure		储料式 Accumulating type
主螺杆直径	Main screw diameter	mm	65
最大塑化能力	Max plasticizing capacity (PE)	kg/h	70
绞料电机功率	Driving motor	Kw	22
储料缸容量	Accumulating volume	L	2.5
油泵电机功率(伺服)	Oil pump motor power(Servo)	Kw	22
锁模力	Clamping force	KN	75
模板开距	Space between platen	mm	300-1100
模板尺寸	Platen size W*H	mm	800*1200
最大模具尺寸	Max.mould size	mm	600*1100
移模行程	Platen moving stroke	mm	1800
机头加热功率	Heating power of die head	Kw	10.7
机器外形尺寸	Machine dimension L*W*H	m	5.4*4.3*3.4
机器总重量	Machine weight	T	10.5
装机总功率	Total power	Kw	63

注：以上所列资料仅供参考，可根据客户要求量身定制。
 Note: Informations listed above are for reference only, the production line can be designed by customer's requirements.

JWZ-BM30/50/100中空成型机

JWZ-BM30/50/100 Blow Molding Machine

性能和优点

- 适用于生产各种规格路锥、物流保温桶等
- 选配下包封、制品顶出、抽芯等动作元件
- 采用高产量挤出系统，储料式模头
- 选配液压伺服控制系统

Performance and advantages

- Suitable for producing different kinds of road pyramid, logistic insulation barrels.
- Optional bottom sealing, product eject, core-pulling movement elements.
- Adopt high output extrusion system, accumulating die head.
- Optional Hydraulic Servo control system.



主要技术参数 Technical parameters

名称	Model	Unit	BM30	BM50	BM100
制品最大容积	Max product volume	L	30	50	100
机器空循环	Dry cycle	Pc/h	600	450	360
机头结构	Die head structure		储料式 Accumulating type		
主螺杆直径	Main screw diameter	mm	80	90	100
最大塑化能力	Max plasticizing capacity (PE)	kg/h	120	180	190
绞料电机功率	Driving motor	Kw	37	45	55
储料缸容量	Accumulating volume	L	5.2	6.2	12.8
油泵电机功率(伺服)	Oil pump motor power(Servo)	Kw	22	30	30
锁模力	Clamping force	KN	280	400	600
模板开距	Space between platen	mm	400-900	450-1200	500-1300
模板尺寸	Platen size W*H	mm	740*740	880*880	1020*1000
最大模具尺寸	Max.mould size	mm	550*650	700*850	800*1200
机头加热功率	Heating power of die head	Kw	20	28	30
机器外形尺寸	Machine dimension L*W*H	m	4.3*2.2*3.5	5.6*2.4*3.8	5.5*2.5*4.0
机器总重量	Machine weight	T	12	13.5	16
装机总功率	Total power	Kw	95	110	135

注：以上所列资料仅供参考，可根据客户要求量身定制。
 Note: Informations listed above are for reference only, the production line can be designed by customer's requirements.

JWZ-BM160/230中空成型机

JWZ-BM160/230 Blow Molding Machine

性能和优点

- 适用于生产各种规格防撞桶、隔离墩等
- 选配下包封、制品顶出、抽芯等动作元件
- 采用高产量挤出系统，储料式模头
- 选配液压伺服控制系统

Performance and advantages

- Suitable for producing different kinds of safety barrel, traffic divided blocks.
- Optional bottom sealing, product eject, core-pulling movement elements.
- Adopt high output extrusion system, accumulating die head.
- Optional Hydraulic Servo control system.



主要技术参数 Technical parameters

名称	Model	Unit	BM160	BM230
制品最大容积	Max product volume	L	160	230
机器空循环	Dry cycle	Pc/h	300	280
机头结构	Die head structure		储料式 Accumulating type	
主螺杆直径	Main screw diameter	mm	100	120
最大塑化能力	Max plasticizing capacity (PE)	kg/h	240	350
绞料电机功率	Driving motor	Kw	90	132
储料缸容量	Accumulating volume	L	18	24
油泵电机功率(伺服)	Oil pump motor power(Servo)	Kw	30	37
锁模力	Clamping force	KN	800	900
模板开距	Space between platen	mm	500-1400	800-1800
模板尺寸	Platen size W*H	mm	1120*1200	1320*1600
最大模具尺寸	Max.mould size	mm	900*1450	1200*1800
机头加热功率	Heating power of die head	Kw	30	36
机器外形尺寸	Machine dimension L*W*H	m	7*3.5*4	8.2*3.5*5.5
机器总重量	Machine weight	T	20	36
装机总功率	Total power	Kw	172	230

注：以上所列资料仅供参考，可根据客户要求量身定制。
 Note: Informations listed above are for reference only, the production line can be designed by customer's requirements.

JWZ-BM500/1000中空成型机

JWZ-BM500/1000 Blow Molding Machine

性能和优点

- 适用于生产各种规格吹塑托盘
- 选配下包封、制品顶出、抽芯等动作元件
- 采用高产量挤出系统，储料式模头
- 液压伺服控制系统

Performance and advantages

- Suitable for producing different kinds of pallet.
- Optional bottom sealing, product eject, core-pulling movement elements.
- Adopt high output extrusion system, accumulating die head.
- Hydraulic Servo control system.



主要技术参数 Technical parameters

名称	Model	Unit	BM500	BM1000
制品最大容积	Max product volume	L	500	1000
机器空循环	Dry cycle	Pc/h	250	155
机头结构	Die head structure		储料式 Accumulating type	
主螺杆直径	Main screw diameter	mm	120/135	120*2
最大塑化能力	Max plasticizing capacity (PE)	kg/h	400	700
绞料电机功率	Driving motor	Kw	132/160	132*2
储料缸容量	Accumulating volume	L	45/60	75/90
油泵电机功率(伺服)	Oil pump motor power(Servo)	Kw	45	45
锁模力	Clamping force	KN	1300	1800
模板开距	Space between platen	mm	950-2000	1000-2700
模板尺寸	Platen size W*H	mm	1600*1600	1800*1800
最大模具尺寸	Max.mould size	mm	1400*1600	1600*1800
机头加热功率	Heating power of die head	Kw	50	65
机器外形尺寸	Machine dimension L*W*H	m	104*8.2*6.5	14*12*8.5
机器总重量	Machine weight	T	45	70
装机总功率	Total power	Kw	265/325	460

注：以上所列资料仅供参考，可根据客户要求量身定制。
 Note: Informations listed above are for reference only, the production line can be designed by customer's requirements.

JWZ-BM30DN-C中空成型机

JWZ-BM30DN-C Blow Molding Machine

性能和优点

- 适用于生产15-30L各种堆码桶、化工包装桶
- 采用连续式挤出机头，上吹结构，便于制品自动去飞边、飞边在线输送、制品在线侧漏、输送、打包等，减少人工成本，提高生产效率
- 双工位移模架采用无拉杆结构，具有锁模均匀，锁模力大，容量大，模具拆装更为方便等特点
- 选配双层共挤出系统
- 选配液位线挤出系统
- 选配液压伺服控制系统

Performance and advantages

- Suitable for producing 15-30L different size Chemical packing jerrycan.
- Adopt continuous type die head, up-blowing structure, convenient for product auto-deflashing on-line, scrap conveying on line, finished product leak testing on line, conveying, packing, etc., reducing the working cost and increasing the production ratio.
- Adopt toggle type platen structure, have the advantages of uniform-clamping, big clamp force, assembling large mould, easier dismounting & assembling the mould.
- Optional double layer co-extrusion system.
- Optional view strip line system.
- Optional hydraulic servo control system.



主要技术参数 Technical parameters

名称	Model	Unit	BM30DN-C
制品最大容积	Max product volume	L	30
机器空循环	Dry cycle	Pc/h	450*2
机头结构	Die head structure		连续式 Continuous type
主螺杆直径	Main screw diameter	mm	100
最大塑化能力	Max plasticizing capacity (PE)	kg/h	190
绞料电机功率	Driving motor	Kw	55
油泵电机功率(伺服)	Oil pump motor power(Servo)	Kw	22
锁模力	Clamping force	KN	300
模板开距	Space between platen	mm	340-860
模板尺寸	Platen size W*H	mm	580*600
最大模具尺寸	Max.mould size	mm	500*600
移模行程	Platen moving stroke	mm	800
机头加热功率	Heating power of die head	Kw	20
机器外形尺寸	Overall dimension L*W*H	m	5.6*4.8*4.5
机器总重量	Machine weight	T	18
装机总功率	Total power	Kw	125

注：以上所列资料仅供参考，可根据客户要求量身定制。
 Note: Informations listed above are for reference only, the production line can be designed by customer's requirements.

JWZ-BM30/50/100 中空成型机

JWZ-BM30/50/100 Blow Molding Machine

性能和优点

- 适用于生产15-100L各种堆码桶、广口桶等化工包装桶
- 采用高产量挤出系统，储料式模头
- 选配液位线挤出系统
- 选配液压伺服控制系统

Performance and advantages

- Suitable for producing 15-100L different size jerrycan, open-top barrels and others chemical packaging products.
- Adopt high output extrusion system, accumulating die head.
- Optional view strip line system.
- Optional hydraulic servo control system.



主要技术参数 Technical parameters

名称	Model	Unit	BM30	BM50	BM100
制品最大容积	Max product volume	L	30	50	100
机器空循环	Dry cycle	Pc/h	600	450	360
机头结构	Die head structure		储料式 Accumulating type		
主螺杆直径	Main screw diameter	mm	80	90	100
最大塑化能力	Max plasticizing capacity (PE)	kg/h	120	180	190
绞料电机功率	Driving motor	Kw	37	45	55
储料缸容量	Accumulating volume	L	5.2	6.2	12.8
油泵电机功率(伺服)	Oil pump motor power(Servo)	Kw	22	30	30
锁模力	Clamping force	KN	280	400	600
模板开距	Space between platen	mm	400-900	450-1200	500-1300
模板尺寸	Platen size W*H	mm	740*740	880*880	1020*1000
最大模具尺寸	Max.mould size	mm	550*650	700*850	800*1200
机头加热功率	Heating power of die head	Kw	20	28	30
机器外形尺寸	Machine dimension L*W*H	m	4.3*2.2*3.5	5.6*2.4*3.8	5.5*2.5*4.0
机器总重量	Machine weight	T	12	13.5	16
装机总功率	Total power	Kw	95	110	135

注：以上所列资料仅供参考，可根据客户要求量身定制。
 Note: Informations listed above are for reference only, the production line can be designed by customer's requirements.

JWZ-BM30D/50D/100D中空成型机

JWZ-BM30D/50D/100D Blow Molding Machine.

性能和优点

- 适用于生产15-100L各种堆码桶、广口桶等化工包装桶
- 采用高产量挤出系统，双工位，储料式模头
- 选配液位线挤出系统
- 选配液压伺服控制系统

Performance and advantages

- Suitable for producing 15-100L different size of jerrycan, open-top drums chemical packaging products.
- Adopt high output extrusion system, double station, accumulating die head.
- Optional view strip line system.
- Optional hydraulic servo control system.



主要技术参数 Technical parameters

名称	Model	Unit	BM30D	BM50D	BM100D
制品最大容积	Max product volume	L	30	50	100
机器空循环	Dry cycle	Pc/h	800	600	500
机头结构	Die head structure		储料式 Accumulating type		
主螺杆直径	Main screw diameter	mm	90	100	120
最大塑化能力	Max plasticizing capacity (PE)	kg/h	180	220	280
绞料电机功率	Driving motor	Kw	55	75	110
储料缸容量	Accumulating volume	L	5.2	6.2	12.8
油泵电机功率(伺服)	Oil pump motor power(Servo)	Kw	22	30	30
锁模力	Clamping force	KN	280	400	600
模板开距	Space between platen	mm	400-900	450-1200	500-1300
模板尺寸	Platen size W*H	mm	740*740	880*880	1020*1000
最大模具尺寸	Max.mould size	mm	550*650	700*850	800*1200
移模行程	Platen moving stroke	mm	1400	1800	1900
机头加热功率	Heating power of die head	Kw	20	28	30
机器外形尺寸	Machine dimension L*W*H	m	5.2*8.5*3.5	5.6*9.2*3.8	6.0*10.2*4.2
机器总重量	Machine weight	T	16	23	25
装机总功率	Total power	Kw	115	145	195

注：以上所列资料仅供参考，可根据客户要求量身定制。
 Note: Informations listed above are for reference only, the production line can be designed by customer's requirements.

JWZ-BM160/230中空成型机

JWZ-BM160/230 Blow Molding Machine

性能和优点

- 适用于生产100-220L广口桶、双“L”环桶等
- 采用高产量挤出系统，储料式模头
- 选配液压伺服控制系统

Performance and advantages

- Suitable for producing 100-220L open-top drums, double“L”ring drums.
- Adopt high output extrusion system, accumulating die head.
- Optional hydraulic servo control system.



主要技术参数 Technical parameters

名称	Model	Unit	BM160	BM230
制品最大容积	Max product volume	L	160	230
机器空循环	Dry cycle	Pc/h	300	280
机头结构	Die head structure		储料式 Accumulating type	
主螺杆直径	Main screw diameter	mm	100	120
最大塑化能力	Max plasticizing capacity (PE)	kg/h	240	350
绞料电机功率	Driving motor	Kw	90	132
储料缸容量	Accumulating volume	L	18	24
油泵电机功率(伺服)	Oil pump motor power(Servo)	Kw	30	37
锁模力	Clamping force	KN	800	900
模板开距	Space between platen	mm	500-1400	800-1800
模板尺寸	Platen size W*H	mm	1120*1200	1320*1600
最大模具尺寸	Max.mould size	mm	900*1450	1200*1800
机头加热功率	Heating power of die head	Kw	30	36
机器外形尺寸	Machine dimension L*W*H	m	7*3.5*4	8.2*3.5*5.5
机器总重量	Machine weight	T	20	36
装机总功率	Total power	Kw	172	230

注：以上所列资料仅供参考，可根据客户要求量身定制。
 Note: Informations listed above are for reference only, the production line can be designed by customer's requirements.

JWZ-BM50/100/160双层中空成型机

JWZ-BM50/100/160 Double Layer Blow Molding Machine

性能和优点

- 适用于生产20-200L双层广口桶、双“L”环桶等
- 采用高产量挤出系统，双层储料式模头
- 外层为深色（蓝色），可抵御紫外线可抗老化，内层为树脂本色，确保内装物的纯度，使用更安全，内层采用再生料，符合再循环共挤出（RECO）规则，可利于环保，外层采用新原料，同时确保整体质量

Performance and advantages

- Suitable for producing 20-200L double layer open-top drums, double "L"ring drums.
- Adopt high output extrusion system, double layer accumulating type die head.
- The outer layer is in dark or blue color which can resist UV&light aging. The inner layer is in resin color to ensure purity of contents. It's more secure to use. Inner layer use recycled material, fit for the RECO rules, good for environmental protection, and meanwhile ensure the whole quality of the product.



主要技术参数 Technical parameters

名称	Model	Unit	BM50DL	BM100DL	BM160DL
制品最大容积	Max product volume	L	50	100	160
机器空循环	Dry cycle	Pc/h	450	360	300
机头结构	Die head structure	双层储料式 Double layer Accumulating type			
主螺杆直径	Main screw diameter	mm	75*2	80*2	90*2
最大塑化能力	Max plasticizing capacity (PE)	kg/h	180	220	280
绞料电机功率	Driving motor	Kw	37*2	45*2	55*2
储料缸容量	Accumulating volume	L	6.6	13	18
油泵电机功率(伺服)	Oil pump motor power(Servo)	Kw	30	30	30
锁模力	Clamping force	KN	280	400	600
模板开距	Space between platen	mm	450-1200	500-1300	500-1400
模板尺寸	Platen size W*H	mm	880*880	1020*1100	1120*1200
最大模具尺寸	Max.mould size	mm	700*850	800*1300	900*1450
机头加热功率	Heating power of die head	Kw	25	28	32
机器外形尺寸	Machine dimension L*W*H	m	5.2*5.5*4.5	5.6*5.6*4.8	6.3*5.7*5.2
机器总重量	Machine weight	T	16	19	22
装机总功率	Total power	Kw	155	165	215

注：以上所列资料仅供参考，可根据客户要求量身定制。
 Note: Informations listed above are for reference only, the production line can be designed by customer's requirements.

JWZ-BM500/1000中空成型机

JWZ-BM500/1000 Blow Molding Machine

性能和优点

- 适用于生产500-1000L大型化工周转桶等
- 采用高产量挤出系统, 储料式模头, 液压伺服控制系统

Performance and advantages

- Suitable for producing 500-1000L big size Chemical revolving barrel.
- Adopt high output extrusion system,accumulating type die head,hydraulic servo control system.



主要技术参数 Technical parameters

名称	Model	Unit	BM500	BM1000
制品最大容积	Max product volume	L	500	1000
机器空循环	Dry cycle	Pc/h	250	155
机头结构	Die head structure		储料式 Accumulating type	
主螺杆直径	Main screw diameter	mm	100*2	120*2
最大塑化能力	Max plasticizing capacity (PE)	kg/h	400	700
绞料电机功率	Driving motor	Kw	90*2	132*2
储料缸容量	Accumulating volume	L	40	60
油泵电机功率(伺服)	Oil pump motor power(Servo)	Kw	45	45
锁模力	Clamping force	KN	1300	1800
模板开距	Space between platen	mm	950-2000	1000-2700
模板尺寸	Platen size W*H	mm	1400*1800	1900*2300
最大模具尺寸	Max.mould size	mm	1200*1920	1750*2200
机头加热功率	Heating power of die head	Kw	50	65
机器外形尺寸	Machine dimension L*W*H	m	104*8.2*6.5	14*12*8.5
机器总重量	Machine weight	T	45	70
装机总功率	Total power	Kw	325	460

注: 以上所列资料仅供参考, 可根据客户要求量身定制。
Note: Informations listed above are for reference only, the production line can be designed by customer's requirements.

JWZ-BM02D/05D/12D/20D双工位中空成型机

JWZ-02D/05D/12D/20D Double Station Blow Molding Machine

性能和优点

- 适用于生产100ml~3000ml各种规格的牛奶瓶、酱油壶、黄酒壶，200ml~5000ml各种洗发水、沐浴露、洗洁精等洗护产品，各种儿童玩具
- 可选配珠光层共挤出系统
- 按照制品规格大小，选配多模头挤出系统
- 按照原料情况，可选配JW-DB板式单工位液压换网系统
- 按照客人要求，选配在线去飞边、在线飞边输送、在线成品输送等

Performance and advantages

- Suitable for producing 100ml-3000ml different size of Milk bottle, soy sauce bottle, yellow wine bottle, 200ml-5000ml different size of shampoo bottle, body wash bottle, detergent bottles and others Toiletries and different children's toys.
- Optional pearly lustre layer co-extrusion system.
- According to the product size, select different cavity of die head.
- According to the different material, optional JW-DB single station hydraulic screen-exchanger system.
- According to customer's requirement, optional auto-deflashing on line, scrap conveying on line, finished product conveying on line and others.



主要技术参数 Technical parameters

名称	Model	Unit	BM02D	BM05D	BM12D	BM20D
制品最大容积	Max product volume	L	2	5	12	20
机器空循环	Dry cycle	Pc/h	900*2	700*2	600*2	600*2
机头结构	Die head structure		连续式 Continuous type			
主螺杆直径	Main screw diameter	mm	65	75	90	90
最大塑化能力	Max plasticizing capacity (PE)	kg/h	70	90	160	160
绞料电机功率	Driving motor	Kw	22	30	45	45
油泵电机功率(伺服)	Oil pump motor power(Servo)	Kw	11	15	18.5	18.5
锁模力	Clamping force	KN	40	70	120	160
模板开距	Space between platen	mm	138-368	150-510	240-640	280-680
模板尺寸	Platen size W*H	mm	286*330	350*400	450*500	500*520
最大模具尺寸	Max.mould size	mm	300*350	410*400	500*520	560*520
移模行程	Platen moving stroke	mm	420	450/520	600/650	650
机头加热功率	Heating power of die head	Kw	6	7.5	10	12.5
机器外形尺寸	Machine dimension L*W*H	m	3.0*1.9*2.4	3.7*3.1*2.7	4.2*3.2*3.0	4.3*3.2*3.1
机器总重量	Machine weight	T	5	8.5	12	14
装机总功率	Total power	Kw	45	60	90	93

注：以上所列资料仅供参考，可根据客户要求量身定制。
 Note: Informations listed above are for reference only, the production line can be designed by customer's requirements.

JWZ-BM30/50/100中空成型机

JWZ-BM30/50/100 Blow Molding Machine

性能和优点

- 适用于生产各种规格儿童安全座椅、桌面板、游乐场设施等
- 采用高产量挤出系统，储料式模头
- 按照原料情况，可选配JW-DB板式单工位液压换网系统
- 可根据制品大小定制模板规格尺寸
- 可选配液压伺服控制系统
- 选配下包封、制品顶出、抽芯等动作元件

Performance and advantages

- Suitable for producing different size of children safety chair, desk board, playground facilities.
- Adopt high output extrusion system,accumulating die head.
- According to the different material, optional JW-DB single station hydraulic screen-exchanger system.
- According to the different product size, customized the platen type and size.
- Optional hydraulic servo control system.
- Optional bottom sealing,product eject, core-pulling movement elements.



主要技术参数 Technical parameters

名称	Model	Unit	BM30	BM50	BM100
制品最大容积	Max product volume	L	30	50	100
机器空循环	Dry cycle	Pc/h	600	450	360
机头结构	Die head structure		储料式 Accumulating type		
主螺杆直径	Main screw diameter	mm	80	90	100
最大塑化能力	Max plasticizing capacity (PE)	kg/h	120	180	190
绞料电机功率	Driving motor	Kw	37	45	55
储料缸容量	Accumulating volume	L	5.2	6.2	12.8
油泵电机功率(伺服)	Oil pump motor power(Servo)	Kw	22	30	30
锁模力	Clamping force	KN	280	400	600
模板开距	Space between platen	mm	400-900	450-1200	500-1300
模板尺寸	Platen size W*H	mm	740*740	880*880	1020*1000
最大模具尺寸	Max.mould size	mm	550*650	700*850	800*1200
机头加热功率	Heating power of die head	Kw	20	28	30
机器外形尺寸	Machine dimension L*W*H	m	4.3*2.2*3.5	5.6*2.4*3.8	5.5*2.5*4.0
机器总重量	Machine weight	T	12	13.5	16
装机总功率	Total power	Kw	95	110	135

注：以上所列资料仅供参考，可根据客户要求量身定制。
 Note: Informations listed above are for reference only, the production line can be designed by customer's requirements.

JWZ-EBM系列全电动中空成型机

JWZ-EBM Full Electric Blow Molding Machine

JWELL 正在研发的全电动中空成型机，满足食品、医疗、医药、卫生等行业对机器和产品洁净的要求。与传统的液压中空成型机相比，全电动中空成型机采用全伺服电机驱动，节能达30%左右，无漏油污染，噪音低，保持车间干净整洁；设备运行更加稳定、精度更高、定位更准，运行速度更快，效率更高。

JWELL is researching and developing the fully electric Blow molding machine to meet the Food、Medical、Health and other industries' requirment for the machine and product clean.Compare with the traditional Hydraulic type blow molding machine,The fully electric blow molding machine adopt fully servo driving motor,energy saving about 30%.No oil-leakage、Low noise and can keep the workshop cleaning;Machine running more stable,Higher precise、more accurate position-ing,Higher speed and more efficient.



机头系统

Various Diehead Systems

JWELL 为了让客户得到一套挤出稳定的机头系统，提供精心设计，精密的加工和周到的服务。

为满足不同高分子材料、不同层数以及其他特殊要求，运用国际先进的三维设计软件，以确保最佳的流道设计。

JWELL will offer clients dieheads with smooth extrusion, careful design, precise processing and good after-sale service. In order to meet differert demands of the polymer materials, different layer structures and other special demands, all the dieheads are designed by modern three dimensional designing softwares, so the channel of thermo-plastics is the best one for the customers.



单机头 Single diehead 双机头 Double diehead 三机头 Triple diehead 四机头 Quad diehead 六机头 Six diehead

JWZ-BM02&02D模头中心距
JWZ-BM02&02D Die-head Center Distance

模腔数 Number of cavity	中心距 Center distance	1		2		3		4			
		L	W	H	L	W	H	ØD	H	A	H
1		155	90	220	155	90	220	100	220	100	220
2	130	95	95	220	95	95	220	95	220	95	220
3	85				65	65	220	65	220	65	220
4	60/65				50	50	120	50	120	50	120

JWZ-BM05&05D模头中心距
JWZ-BM05&05D Die-head Center Distance

模腔数 Number of cavity	中心距 Center distance	1		2		3		4			
		L	W	H	L	W	H	ØD	H	A	H
1		230	140	300	230	140	300	140	300	140	300
2	160	140	80	200	150	80	200	140	200	140	200
3	110				85	85	220	85	220	85	220
4	80							70	200	70	200

JWZ-BM12&12D模头中心距
JWZ-BM12&12D Die-head Center Distance

模腔数 Number of cavity	中心距 Center distance	1		2		3		4			
		L	W	H	L	W	H	ØD	H	A	H
1		250	180	300	250	180	300	240	300	240	300
2	240	210	110	250	210	110	250	180	250	180	250
3	160				130	90	220	120	220	120	220
4	120							90	200	90	200

JWZ-BM20&20D模头中心距
JWZ-BM20&20D Die-head Center Distance

模腔数 Number of cavity	中心距 Center distance	1		2		3		4			
		L	W	H	L	W	H	ØD	H	A	H
1		280	200	350	280	200	350	280	350	280	350
2	260	230	120	280	230	120	280	230	280	230	280
3	180				150	90	250	130	250	130	250
4	130							100	220	100	220

主要配置Control system

控制系统
Control system





西门子人机操作界面
SIEMENS human-machine interface
人机界面监控操作屏、全程图文显示设定、检索、改变、存储、故障直接显示整机控制，操作简单，方便自如。
Human-machine interface control panel screen has such functions as follows: visual display providing the best support to easily set, search, change and store the parameters, the controlling system has self-diagnosis functions, the malfunctions can be displayed on the screen.

B&R奥地利原装人机操作界面及型胚控制系统，300点可调型胚壁厚控制。
B&R Austria human-machine interface and parison programmer, can adjust within 300 points.

MOOG 100点壁厚控制系统
MOOG parison programmer
采用MOOG标准型100点型胚壁厚控制系统，独立油源，控制精度高。
Parison control system uses MOOG 100 points parison programmer, and it uses specially designed separate hydraulic power package to control the movement of cylinder, so it has high precision.





挤出、机头系统

Extrusion & Die head





挤出系统螺杆、机筒采用  品牌，具有产量高、塑化好、高硬度高耐磨性等优点；配置塑料挤出专用硬齿面齿轮箱。
The extruder uses screw and barrel, which is a famous brand  all over the world. It has advantages such as high output, smooth plastization, wearable and long life. The gear box is the kind of product specially used for plastic extrusion.

JWELL为客户提供稳定的各种单层/多层连续式、储料式机头，满足客户对不同高分子材料、不同层数的特殊要求。
JWELL supply stable & different kinds of single layer / multi-layer continuous / accumulating type die head. fit for the customer's special requirement for the different high molecular material and different number of layer.



主要配置Control system

吹针系统
Blowpin system



上吹式吹针（用于JWZ-BM连续式中空成型机）
Up-blowing unit (Used for JWZ-BM Continuous type Blow Molding Machine)

下吹式吹针（用于JWZ-BM储料式中空成型机）
Bottom-blowing unit (Used for JWZ-BM Accumulating type Blow Molding Machine)



输出系统
Output system




机械手取出装置
Take out robot

集飞边收集，运送，破碎于一体
Scrapping collect together, convey, crusher into one unit



液压站
Hydraulic system



液压控制系统采用比例伺服控制技术，响应快，能耗低，发热量少，节能技术国内领先；元器件均采用国际知名品牌。
Hydraulic controlling system uses servo-controlled technology to control the movements of actuators, and all the elements used in hydraulic system are famous brands, it has advantages as follows: quick response and high energy-efficiency.

可选液压伺服控制系统，液压系统节能50%左右；
Optional hydraulic system could save about 50% energy.



主要配置 Control system

开合模系统 Open&Closing system



无拉杆结构
Toggle struction



普通三板三拉杆结构
Common three platen and three tie bar struction



自动润滑系统 Lubrication system



该润滑系统可自动对系统进行润滑，润滑时间周期可以自行设定。
This auto-lubrication system can lubricate the system with a set cycle automaticlly.



电气系统 Electric system



西门子CPU中央处理单元
SIEMENS CPU unit
西门子温控单元
SIEMENS temperature-control unit
西门子数字输出单元
SIEMENS digital-output unit
西门子模拟输出单元
SIEMENS analog-output unit
三菱CPU中央处理单元
MITSUBISHI CPU unit
ABB变频器转速控制
ABB inverter revolving speed-control
施耐德电器元件
Schneider electric componets



挤出机械物联网+智能制造解决方案

Plastic Machinery Fully Integrated Automation + Internet Of Things Control System Solutions


基于MES系统平台，实现车间生产管理的信息沟通平台，并向智能化方向发展。

Based on the MES system platform, the information communication platform of workshop production management is realized and move toward the intelligent direction.



企业风采：品质管理 技术研发 国际交流 客户服务 员工培训

Quality Control Technology Research International Communication Customer Service Staff Training



World map showing international network with labels for various countries.



24小时服务
24 Hours Service

86-512
53730369
客户服务热线
Customer Service Hotline

培训
Training

交钥匙工程
Turn-Key Project